



armfield

WETTED WALL GAS ABSORPTION COLUMN

CES
issue 5

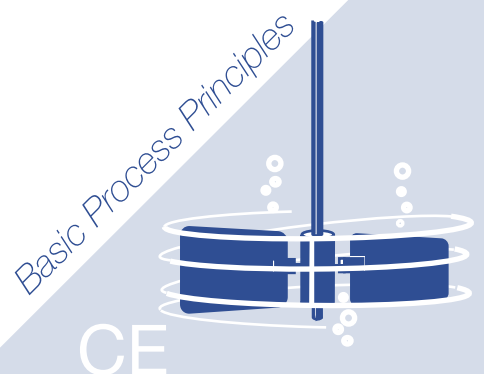


Wetted wall columns may be used to determine gas/liquid mass transfer coefficients, essential when calculating the design of absorption towers. Such coefficients form the basis of correlations used to develop packed towers.

CES examines the absorption of oxygen from air into deoxygenated water (prepared by nitrogen sparging). This is an example of liquid film controlled absorption. The liquid film mass transfer coefficient can be determined at various mass flow rates of water.

DEMONSTRATION CAPABILITIES

- *Calculation of liquid film mass transfer coefficients*
- *Variation of coefficient with mass flow rate*
- *Variation of oxygen flow rate to determine power law relationship*



TYPICAL EXPERIMENTS

The system chosen for the experiment is the absorption of oxygen into oxygen free water. In this system the solubility and enthalpy of solution are small and by saturating the inlet air with water, humidification effects are eliminated. Thus it is possible to maintain reasonably isothermal conditions throughout the column.

Experimental procedure allows a power-law relationship to be calculated and comparison is made between this and published relationships such as:

$$(Sh) = f(Sc)^{1/2}(Ga)^{1/6}(Re)^n$$

That is, for a given gas/liquid system:

$$(Sh)_L \propto (Re)_L^n$$

or

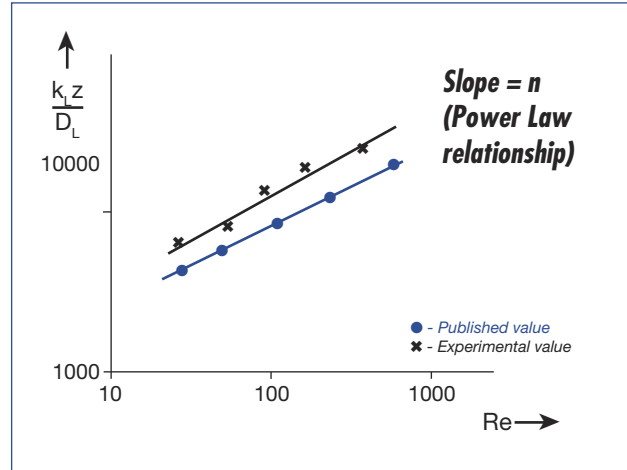
$$\frac{k_L z}{D_L} \propto \left(\frac{4\Gamma^n}{\mu_L} \right)$$

Thus, construction of a logarithmic graph:

$$\frac{k_L z}{D_L} \text{ vs } (Re)_L$$

for various flow rates of oxygen (in the form of air) a power law can be determined and compared to published values.

In order to plot the graph, the student must calculate log mean concentration difference, mass flux and transfer coefficients. Also a full error analysis can be carried out.



Logarithmic graph to determine the Power Law relationship


DESCRIPTION

The system components are mounted within a floor standing painted steel framework.

The wetted wall column is a glass column with water inlet and outlet sections and is gimbal mounted to ensure that it can be set accurately vertical.

The deoxygenating column is of similar overall size to the wetted wall column, standing vertically adjacent to it. Beside the columns is a control console housing flow meters, pump controls and oxygen analyser. Situated between the columns are two special housings containing the oxygen analysis probes which monitor the oxygen content in the water entering and leaving the absorption column. The apparatus uses water as the working medium, contained in a storage tank at the rear of the unit. Pumps delivering water to the deoxygenator and the absorption column are located at the base of the unit.

In operation, water is sparged with nitrogen in the deoxygenator before entering the top of the wetted wall column. Air is pumped by the integral diaphragm type air pump into the base of the column. The air passes up the column, giving up the oxygen to the water. Dissolved oxygen at inlet and outlet can be measured in rapid succession. The water drains into the storage tank to be recycled to the deoxygenator.



TECHNICAL SPECIFICATION

Wetted wall column

height: 900mm
 Internal dia: 32mm
 material: Glass

Deoxygenating column

height: 1570mm
 internal dia: 26mm
 material: clear acrylic

Air flow meter

range: 600 to 5000 ml/min

Water flow meter

range: 20 to 280 ml/min

Deoxygenator

feed pump: 20 l/min @ 2m head

Absorption column

feed pump: 10 l/min @ 1m head

Air feed pump:

24 l/min @ 1kg/cm²

Sump tank capacity: approx 40 litres

OXYGEN METER

saturation:

range: 0 to 199.9%

accuracy: $\pm 0.5\%$

resolution: 0.1%

temp. compensation: 0 to 50°C automatic

concentration:

range: 0 to 19.9ppm

accuracy: $\pm 0.2\text{ppm}$

resolution: 0.1ppm

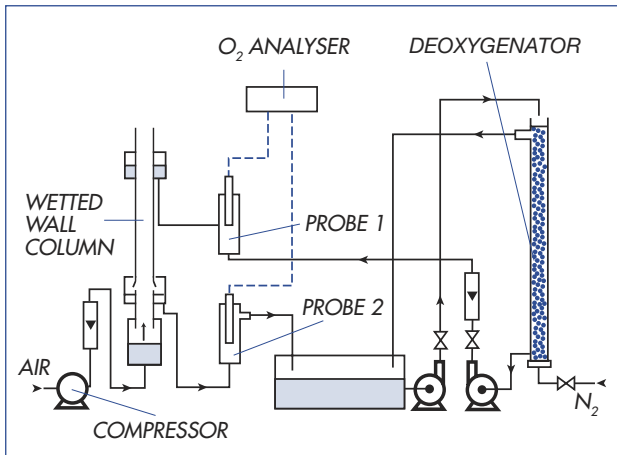
temp. compensation: 0 to 50°C automatic

temperature:

range: -100°C to +200°C

accuracy: $\pm 0.3^\circ\text{C}$

resolution: 0.1°C



Schematic diagram of the unit

ORDERING SPECIFICATION

- *A floor standing apparatus, used for demonstration and determination of liquid film mass transfer coefficients.*
- *Comprises both wetted wall column and a deoxygenating column, a water tank, two water pumps, an air pump and an oxygen meter with two probes.*
- *The wetted wall section is 900mm long, 32mm internal diameter, and made of glass.*
- *The deoxygenating column is 1570mm long, 26mm internal diameter, and made of clear acrylic.*
- *The equipment is used to study absorption of oxygen from air into deoxygenated water, specific demonstrations include:*
 - *Calculation of liquid film mass transfer coefficient*
 - *Variation of this coefficient with mass flow rate*
 - *Determination of the power law relationship*

SERVICES REQUIRED

Electricity supply:

CES-A: 220/240V/1ph/50Hz

CES-B: 120V/1ph/60Hz

ANCILLARY EQUIPMENT

Cylinder of compressed nitrogen gas with pressure regulator (not supplied).

OVERALL DIMENSIONS

Height: 2.5m

Width: 1.0m

Depth: 0.5m

SHIPPING SPECIFICATION

Volume: 2.1m³

Gross weight: 252kg

Armfield Limited

Bridge House, West Street, Ringwood,
Hampshire BH24 1DY, England

Tel: +44 (0)1425 478781 Fax: +44 (0)1425 470916

E mail: sales@armfield.co.uk

URL: <http://www.armfield.co.uk>

USA Office:

Armfield Inc.

436 West Commodore Blvd (#2)
Jackson NJ 08527

Tel: (732) 928-3332 Fax: (732) 928-3542

E mail: info@armfieldinc.com

Specifications may change without notice
iss5/5k/0904/BCP.