




armfield

RECYCLE LOOPS

TH4

issue 3



Recycle is a simple phenomenon which occurs in many aspects of everyday life but a concept that can lead to confusion in engineering applications when combined with other principles such as mass and energy balances and the use of the steady flow energy equation.

The Armfield Recycle Loops apparatus has been designed to demonstrate clearly, both visually and experimentally, what recycle is and to allow mass and energy balances to be performed under steady state and unsteady state conditions. The application modelled is typical of a heating arrangement in the chemical, food or pharmaceutical industries whereby the temperature of a product is raised or lowered offline by recirculating some of the product through a heat exchanger.

The practical training exercises are appropriate to heat transfer and thermodynamics courses and the training of technicians and engineers in those disciplines.

INSTRUCTIONAL CAPABILITIES

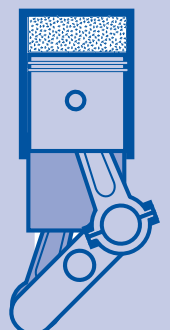
- *Understanding the meaning of recycle*
- *Steady state heat and mass balances*
- *Unsteady state responses to step changes in through flow rate, heat input to the loop or recycle rate*
- *The effect of residence time can be demonstrated by changing the volume of the loop*

KEY FEATURES

- *The small scale of the loop ensures that responses can be fully evaluated in a normal laboratory session*
- *Water is used as the working fluid for safety and ease of use*
- *All electrical sensors can be logged using a PC (optional teaching software available)*

Thermodynamics

T



DETAILED EXPERIMENTAL CAPABILITIES

Teaching exercises are included to enable students to become familiar with the following topics:

Understanding the meaning of recycle.

Steady state mass balances:

- *demonstrating that whatever the recycle rate, the inlet flow rate always equals the outlet flow rate*

Steady state heat balances:

- *with the heater switched on and at fixed input water flow rate the outlet temperature is independent of the recycle rate*
- *with the heater switched on the temperature rise between inlet and outlet can be used to determine the combined heat input of the heater and pump at different input water flow rates*

Unsteady state heat balances:

- *determining the response when the heater is switched on at different through flow rates*
- *determining the response when the heater is switched off at different through flow rates*
- *determining the effect of a step change in the input flow*
- *determining the effect of recycle with no through flow*

Use of the steady flow energy equation:

- *for the overall system*
- *for the mixing process*

Effects on response rates to parameter changes:

- *in heater power*
- *in through flow*
- *in recycle flow*
- *in loop volume*

Comparison of test results with simulations:

- *using analytical methods*
- *using finite difference simulations*

DESCRIPTION

A bench top unit designed to introduce students to the characteristics of a recycle loop and the typical responses under steady state and unsteady state conditions.

The apparatus consists of a through pipe conveying water from a cold water supply to a suitable drain with a loop of pipework connected between the supply and drain connections. This recycle loop incorporates a circulating pump and a heater to raise the temperature of the water in the loop. The heater can be switched on or off to generate step changes when investigating the transient responses of the recycle loop.

A pair of self-sealing fittings allows a short length of pipe or a reservoir to be connected in series with the recycle loop to change the volume of the loop and demonstrate the effect of residence time. The arrangement also allows different lengths of flexible tubing to be connected in series with the loop if it is required to create further changes in residence time.

Water temperatures at the inlet, outlet and within the recycle loop are measured using type K thermocouples. Water flowrates at the corresponding locations are measured using miniature turbine type flow sensors. Flow sensors are included at

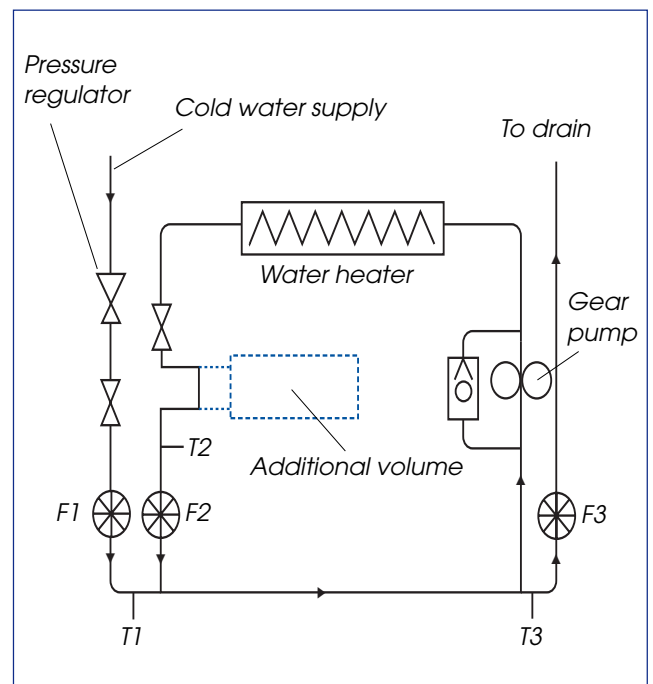
the outlet as well as the inlet to show that these two flow rates are always equal (a simple principle that is often confusing when water is flowing through the recycle loop).

All power supplies, signal conditioning circuitry etc are contained inside the moulded ABS support and integral console with appropriate current protection devices and an RCD for operator protection. Readings from the sensors are displayed on a digital meter with selector switch and all corresponding signals are routed to an I/O port for connection to a PC using an optional interface device with educational software package (TH-304IFD).

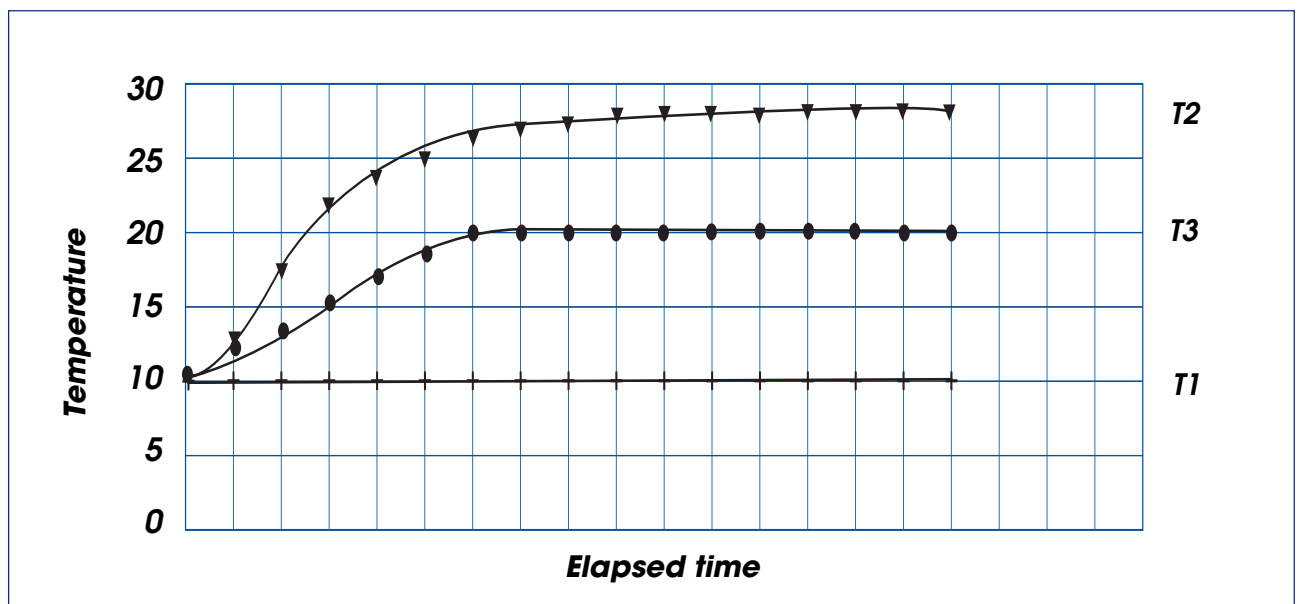
OPTIONAL ARMFIELD ACCESSORIES

TH-304IFD:

Educational software for TH1-TH5 on a single CD-ROM complete with Data-logger



TH4: schematic diagram of the loop



TH4: Typical response when the heater in the recycle loop is switched on

ORDERING SPECIFICATION

- *A bench top unit comprising a vacuum formed ABS plastic plinth with integral electrical console on to which is mounted a through pipe with a recycle loop which incorporates a circulating pump and heater.*
- *A pressure regulator with filter at the inlet to the apparatus minimises the effect of fluctuations in the cold water supply pressure. Water in the recycle loop is heated by a 2 kW electric heater with over-temperature protection. Flow in the loop can be varied from 0 (no recycle) to 3 litres/min. The through flow of water can be varied from 0 to 1.5 litres/min.*
- *Temperatures at the entry to the system, at the exit from the system and inside the recycle loop are measured using type K thermocouples. Flow rates at corresponding locations are measured using turbine type flow sensors. A reservoir with self-sealing fittings allows the volume of the loop to be changed.*
- *All electrical circuits are protected by appropriate protection devices.*
- *The console incorporates a digital meter with selector switch, which displays the temperatures and flowrates measured. Corresponding signals are routed to an I/O port for connection to a PC.*
- *An optional interface device and educational software package is available.*

- *A comprehensive instruction manual is included with a range of fully detailed laboratory teaching exercises.*

SERVICES REQUIRED

Single phase mains electrical supply:

TH4-A: 220/240V/1ph/50Hz @ 13A

TH4-B: 120V/1ph/60Hz @ 20A

TH4-G: 220V/1ph/60Hz @ 13A

Mains cold water supply 3 litres/min @ 2 bar gauge

Drain connection for hot water at 3 litres/min maximum

OVERALL DIMENSIONS

Height: 0.400m

Width: 1.000m

Depth: 0.500m

SHIPPING SPECIFICATION

Volume: 0.32m³

Gross Weight: 30kg

Armfield Limited
Bridge House West Street Ringwood
Hampshire England BH24 1DY
Tel: +44 (0)1425 478781
Fax: +44 (0)1425 470916
E mail: sales@armfield.co.uk
URL: <http://www.armfield.co.uk>

USA Office:
Armfield Inc.
436 West Commodore Blvd (#2)
Jackson NJ 08527
Tel: (732) 928-3332
Fax: (732) 928-3542
E mail: armfield@optonline.net

The TH range for the study of thermodynamics

TH1: Temperature Measurement and Calibration

TH2: Pressure Measurement and Calibration

TH3: Saturation Pressure

TH4: Recycle Loops

TH5: Expansion Processes of a Perfect Gas

*Specifications may change without notice
iss3/5k/1102/B&S.*